

Jackson, New Hampshire

DEMOGRAPHIC & HOUSING SNAPSHOT

Population (US Census)

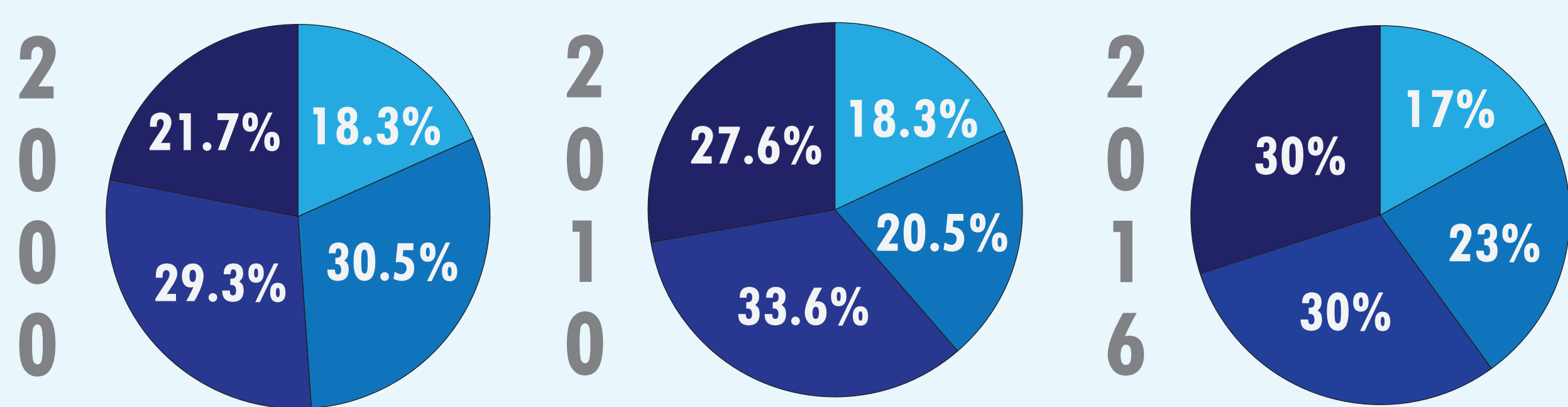
1,082 residents in 2016

816 residents in 2010

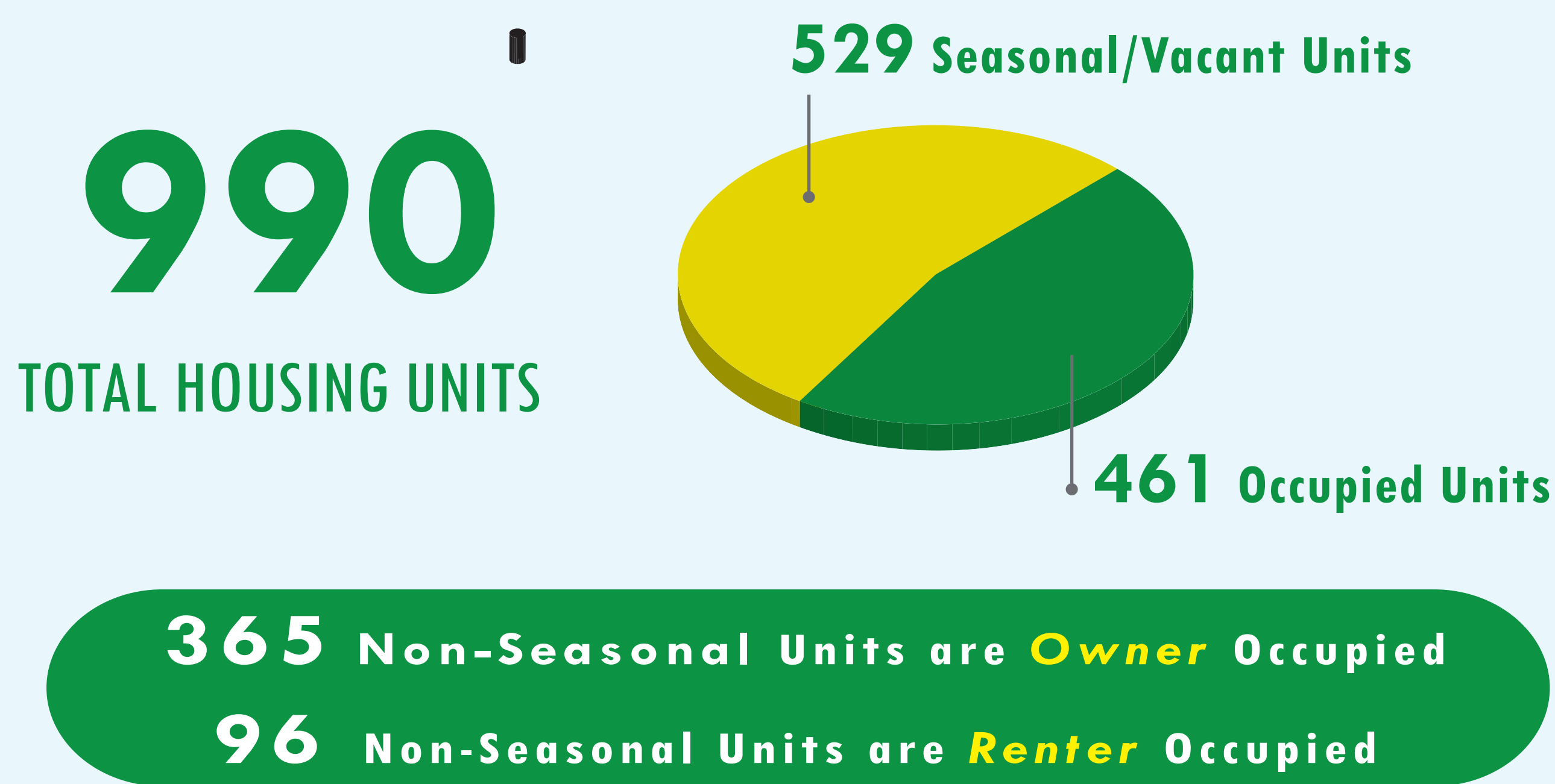
835 residents in 2000

Population Trends by Age (US Census)

19 and younger 20-44 years old 45-64 years old 65 and over



Number of Housing Units



Types of Housing Units (US Census)



Housing Costs (US Census)

	Jackson, NH	Carroll County
Median Housing Unit Value	\$385,000	\$227,300
Typical Monthly Mortgage (Local Bank #s)	\$1,538	\$908

Values determined by 30-year, 20% down, 4.375% mortgage rate

Value of Owner-Occupied Units

US Census

- \$100k - \$149k = 9 housing units
- \$150k - \$199k = 43 housing units
- \$200k - \$299k = 54 housing units
- \$300k - \$499k = 151 housing units
- \$500k - \$999k = 97 housing units
- \$1,000,000+ = 11 housing units

Median Age (US Census)

52.8

in Jackson

50.9

in Carroll County

42.4

in NH

Median Household Income (US Census)

\$79,306

in Jackson

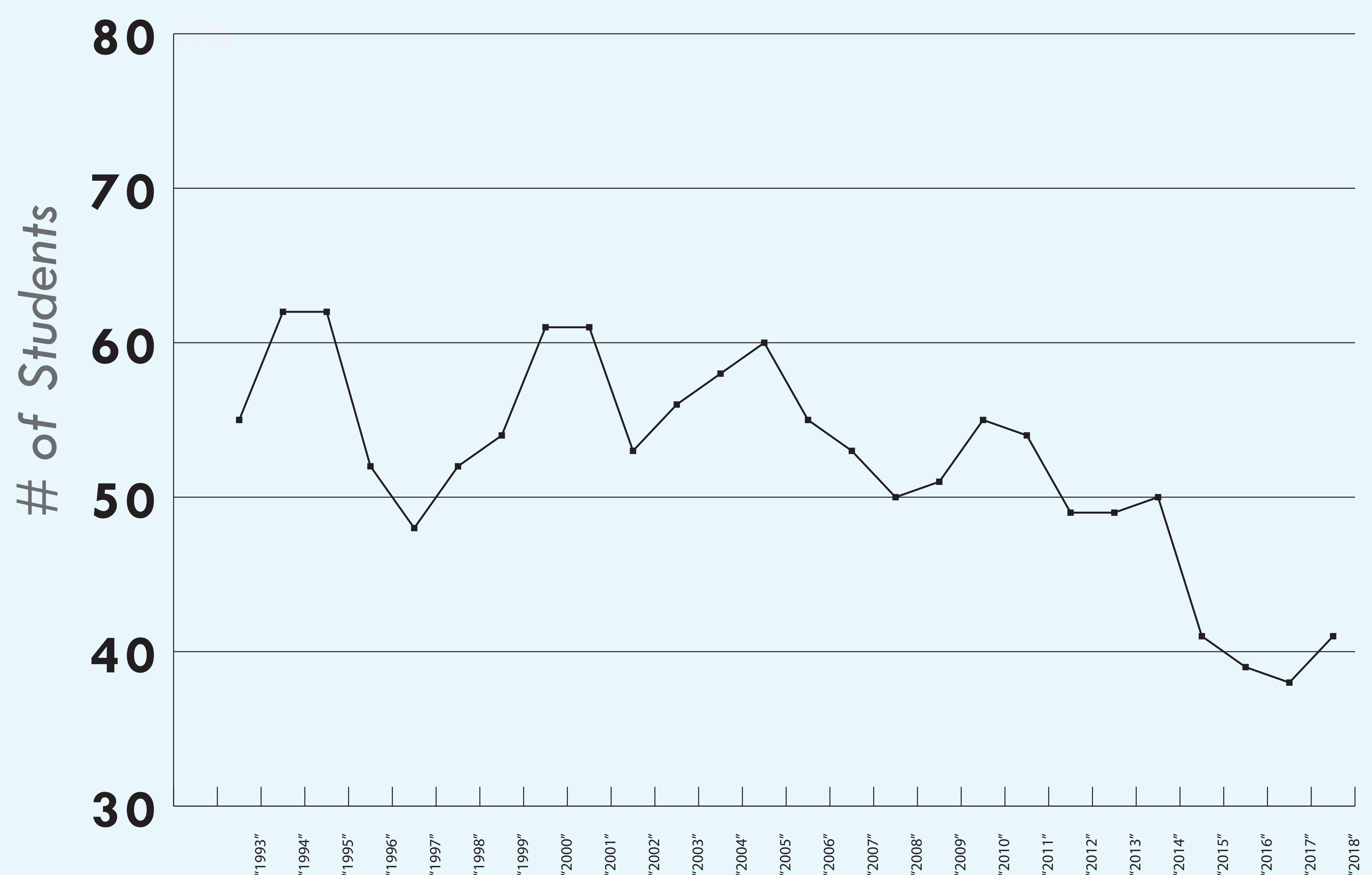
\$56,289

in Carroll County

\$68,485

in NH

JGS Student Population Trends



1.1%
Vacancy Rate in Carroll County
(NH Housing)

There are currently 20 Housing Units for sale in Jackson ranging from \$189k to \$1,295,000. **Only two are under \$300,000.**

RENTERS

\$34,180

Income (60% of 2017 HUD Median Area Income for a family of three)

\$850

Estimated Maximum Affordable Monthly Rent

\$1,500

Typical Monthly Rent in Jackson

Workforce Housing in Carroll County

OWNERSHIP

\$63,300

Income (100% of 2017 HUD Median Area Income for a family of four)

\$239,000

Estimated Maximum Affordable Purchase Price